



# MH3050

## Material Handler

# Technical Specifications

Configurations and features may vary by region. Please consult your Cat® dealer for availability in your area.

## Table of Contents

<b>Specifications</b> .....	<b>2</b>
Engine .....	2
Transmission .....	2
Service Refill Capacity .....	2
Swing Mechanism .....	2
Undercarriage .....	2
Weights .....	2
Hydraulic System .....	3
Tires .....	3
Vibration Levels .....	3
Standards .....	3
Sound Performance .....	3
Air Conditioning System .....	3
Major Component Weights .....	4
Dimensions .....	5
Undercarriage Dimensions .....	6
Working Ranges and Forces .....	7
Attachments Offering Guide:	
Europe .....	12
North America .....	13
<b>Standard and Optional Equipment</b> .....	<b>14</b>
<b>Dealer Installed Kits and Attachments</b> .....	<b>16</b>
<b>Cab Options</b> .....	<b>17</b>

# MH3050 Material Handler Specifications

## Engine

Engine Model	Cat® C9.3B	
Net Power		
ISO 9249	258 kW	346 hp
ISO 9249 (metric)	351 mhp	
Engine Power		
ISO 14396	259 kW	347 hp
ISO 14396 (metric)	352 mhp	
Bore	115 mm	4.5 in
Stroke	149 mm	5.9 in
Displacement	9.3 L	568 in <sup>3</sup>
Number of Cylinders	6	

- Meets U.S. EPA Tier 4 Final, EU Stage V, and Japan 2014 emission standards.
- Recommended for use up to 3300 m (10,830 ft) altitude with engine power derate above 2300 m (7,550 ft).
- Advertised power is tested per the specified standard in effect at the time of manufacture.
- Net power advertised is the power available at the flywheel when the engine is equipped with fan, air intake system, exhaust system, and alternator.
- Rated speed 1,900 rpm.
- Cat diesel engines are required to use ULSD (ultra-low sulfur diesel fuel with 15 ppm of sulfur or less) or ULSD blended with the following lower-carbon intensity fuels\*\* up to:
  - ✓ 20% biodiesel FAME (fatty acid methyl ester)\*
  - ✓ 100% renewable diesel, HVO (hydrotreated vegetable oil) and GTL (gas-to-liquid) fuels

Refer to guidelines for successful application. Please consult your Cat dealer or “Caterpillar Machine Fluids Recommendations” (SEBU6250) for details.

*\*Engines with no aftertreatment devices can use higher blends, up to 100% biodiesel (for use of blends higher than 20% biodiesel, consult your Cat dealer).*

*\*\*Tailpipe greenhouse gas emissions from lower-carbon intensity fuels are essentially the same as traditional fuels.*

## Transmission

Forward/Reverse		
1st Gear	5.0 km/h	3.1 mph
2nd Gear	18.0 km/h	11.2 mph
Creeper Speed		
1st Gear	3.0 km/h	1.9 mph
2nd Gear	12.0 km/h	7.5 mph
Drawbar Pull	182 kN	40,915 lbf
Maximum Gradeability at (48 000 kg/105,800 lb)	41%	

## Service Refill Capacity

Fuel Tank Capacity	600 L	158.5 gal
Cooling System	40 L	10.6 gal
Engine Oil	32 L	8.5 gal
Swing Drive	18 L	4.8 gal
Final Drive (each)	4.5 L	1.2 gal
Hydraulic System (including tank)	423 L	111.7 gal
Hydraulic Tank	186 L	49.1 gal
Diesel Exhaust Fluid (DEF) Tank	80 L	21.1 gal
Rear Axle Differential	40 L	10.6 gal
Steering Axle Differential	40 L	10.6 gal
Powershift Transmission	3.0 L	0.8 gal

## Swing Mechanism

Swing Speed	7 rpm	
Maximum Swing Torque	143 kN·m	105,820 lbf·ft

## Undercarriage

Ground Clearance	270 mm	10.6 in
Maximum Steering Angle	30°	
Oscillation Axle Angle	4.5°	
Minimum Turning Radius		
Outside of Stabilizer	9500 mm	31.2 ft

## Weights

Operating Weights <sup>1</sup>		
Minimum	48 000 kg	105,800 lb
Maximum	50 000 kg	110,250 lb

### Typical Configurations

Scrapyard Configuration <sup>1</sup>	48 750 kg	107,500 lb
--------------------------------------	-----------	------------

<sup>1</sup>Scrap Handling configuration includes full fuel tank, 75 kg (165 lb) operator, 2000 kg (4,410 lb) grapple, 25 kW generator and 12.00-24 size solid tires.

# MH3050 Material Handler Specifications

## Hydraulic System

Maximum Pressure		
Implements	31 000 kPa	4,496 psi
Travel Circuit	35 000 kPa	5,076 psi
Swing Circuit	29 400 kPa	4,264 psi
Medium Pressure	20 000 kPa	2,901 psi
Maximum Flow		
System	630 L/min	166 gal/min
Swing	315 L/min	83 gal/min
Medium Pressure	68 L/min	14.5 gal/min
Boom Cylinder (MH) – Bore	170 mm	7 in
Boom Cylinder (MH) – Stroke	1350 mm	53 in
Stick Cylinder (MH) – Bore	140 mm	6 in
Stick Cylinder (MH) – Stroke	1500 mm	59 in

## Tires

Standard	12.00-24 (Dual Solid Rubber)
Optional	14.00-24 (Dual Solid Rubber)

## Vibration Levels

Maximum Hand/Arm		
ISO 5349-2001	<2.5 m/s <sup>2</sup>	<8.2 ft/s <sup>2</sup>
Maximum Whole Body		
ISO/TR 25398:2006	<0.5 m/s <sup>2</sup>	<1.6 ft/s <sup>2</sup>
Seat Transmissibility Factor		
ISO 7096:2020-spectral class EM5	<0.7	

## Standards

Brakes	ISO 3450:2011
Cab/Tip Over Protective Structure (TOPS)	EN474-5:2006 + A3:2013
Operator Protective Guards (OPG) (optional)	SAE J1356 SEPT2022 ISO 10262-1998 LV 2

## Sound Performance

Exterior Sound (ISO 6395:2008) – 106 dB(A)

Operator Sound (ISO 6396:2008) – 70 dB(A)

- External Sound – The labeled spectator sound power level represents the Guaranteed Value per 2000/14/EC amended by 2005/88/EC, when properly equipped, and is measured according to the test procedures and conditions specified in ISO 6395:2008. The measurements were conducted at 70% of the maximum engine cooling fan speed.
- Internal Sound – The operator sound pressure level is measured according to the test procedures and conditions specified in ISO 6396:2008 for a cab offered by Caterpillar, when properly installed and maintained and tested with the door and windows closed. The measurements were conducted at 70% of the maximum engine cooling fan speed.
- Blue Angel certified.

## Air Conditioning System

The air conditioning system on this machine contains the fluorinated greenhouse gas refrigerant R134a (Global Warming Potential = 1430). The system contains 1.25 kg (2.76 lb) of refrigerant which has a CO<sub>2</sub> equivalent of 1.787 metric tonnes (1.970 tons).

# MH3050 Material Handler Specifications

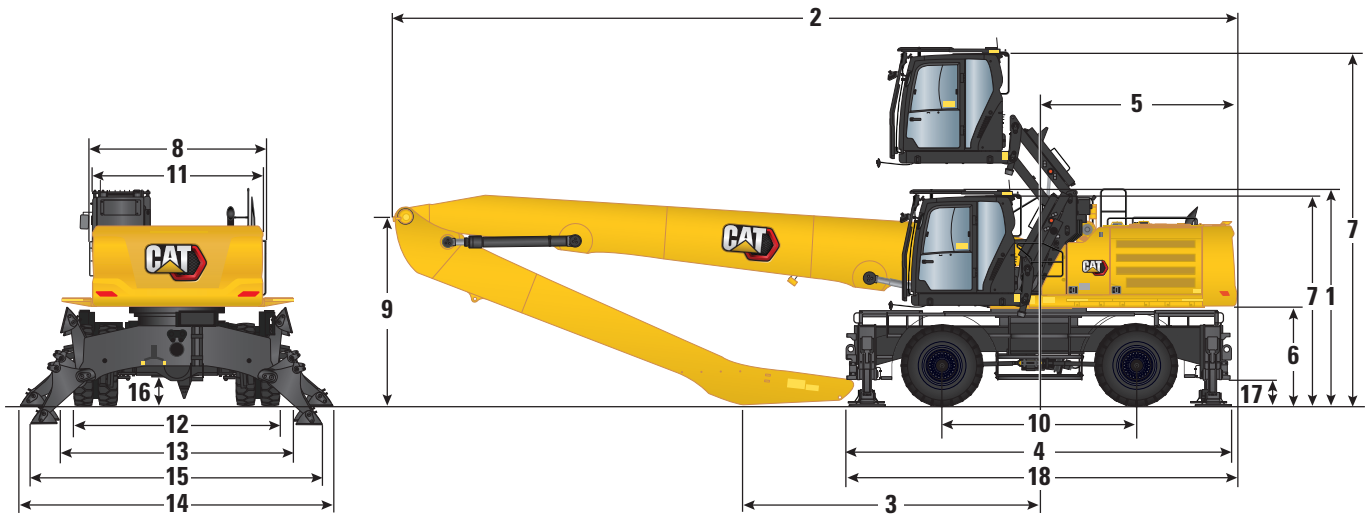
## Major Component Weights

	kg	lb
Booms (including boom and stick cylinders, pins and standard hydraulic lines):		
10.95 m (35'11") MH Boom	6300	13,900
Sticks (including bucket cylinder and linkage [if equipped], pins and standard hydraulic lines):		
8.3 m (27'3") Industrial Stick	2750	6,050
Counterweight:		
Standard	9000	19,850
Undercarriage (including axles, tires and steps):		
Front and Rear Stabilizers	15 000	33,050
Tires:		
Solid Tires (12.00-24 dual)	2750	6,050
Solid Tires (14.00-24 dual)	3750	8,250
Optional Equipment:		
Generator	400	900
OPG Guard	130	300
High Impact Resistance Windshield (P8B glass)	70	150
Grapples (includes mounting bracket):		
CTV20-1300 (1.30 m <sup>3</sup> /1.75 yd <sup>3</sup> )	1780	3,900
CTV20-1500 (1.50 m <sup>3</sup> /2.0 yd <sup>3</sup> )	1850	4,100
CTV20-1700 (1.70 m <sup>3</sup> /2.25 yd <sup>3</sup> )	1910	4,200
GSH425-750-S (0.75 m <sup>3</sup> /1.0 yd <sup>3</sup> )	1670	3,700
GSH425-950-S (0.95 m <sup>3</sup> /1.25 yd <sup>3</sup> )	1710	3,750
GSH425-1150-S (1.15 m <sup>3</sup> /1.5 yd <sup>3</sup> )	1770	3,900
GSH525-750-S (0.75 m <sup>3</sup> /1.0 yd <sup>3</sup> )	1980	4,350
GSH525-950-S (0.95 m <sup>3</sup> /1.25 yd <sup>3</sup> )	2020	4,450
GSH525-1150-S (1.15 m <sup>3</sup> /1.5 yd <sup>3</sup> )	2090	4,600
GSH440-950-S (0.95 m <sup>3</sup> /1.25 yd <sup>3</sup> )	2180	4,800
GSH440-1150-S (1.15 m <sup>3</sup> /1.5 yd <sup>3</sup> )	2220	4,900
GSV425-600-S (0.60 m <sup>3</sup> /0.75 yd <sup>3</sup> )	1600	3,550
GSV425-750-S (0.75 m <sup>3</sup> /1.0 yd <sup>3</sup> )	1640	3,600
GSV425-950-S (0.95 m <sup>3</sup> /1.25 yd <sup>3</sup> )	1690	3,750
GSV425-1150-S (1.15 m <sup>3</sup> /1.5 yd <sup>3</sup> )	1730	3,800
GSV425-1550-S (1.55 m <sup>3</sup> /2.0 yd <sup>3</sup> )	1800	3,950
GSV525-600-S (0.60 m <sup>3</sup> /0.75 yd <sup>3</sup> )	1850	4,100
GSV525-750-S (0.75 m <sup>3</sup> /1.0 yd <sup>3</sup> )	1900	4,200
GSV525-950-S (0.95 m <sup>3</sup> /1.25 yd <sup>3</sup> )	1960	4,300
GSV525-1150-S (1.15 m <sup>3</sup> /1.5 yd <sup>3</sup> )	2020	4,450
GSV525-1550-S (1.55 m <sup>3</sup> /2.0 yd <sup>3</sup> )	2100	4,650

# MH3050 Material Handler Specifications

## Dimensions

All dimensions are approximate. Values are with 12.00-24 solid tires.



### Boom Option

**MH Boom**  
10.95 m (35'11")

### Stick Option

**Industrial**  
8.3 m (27'3")

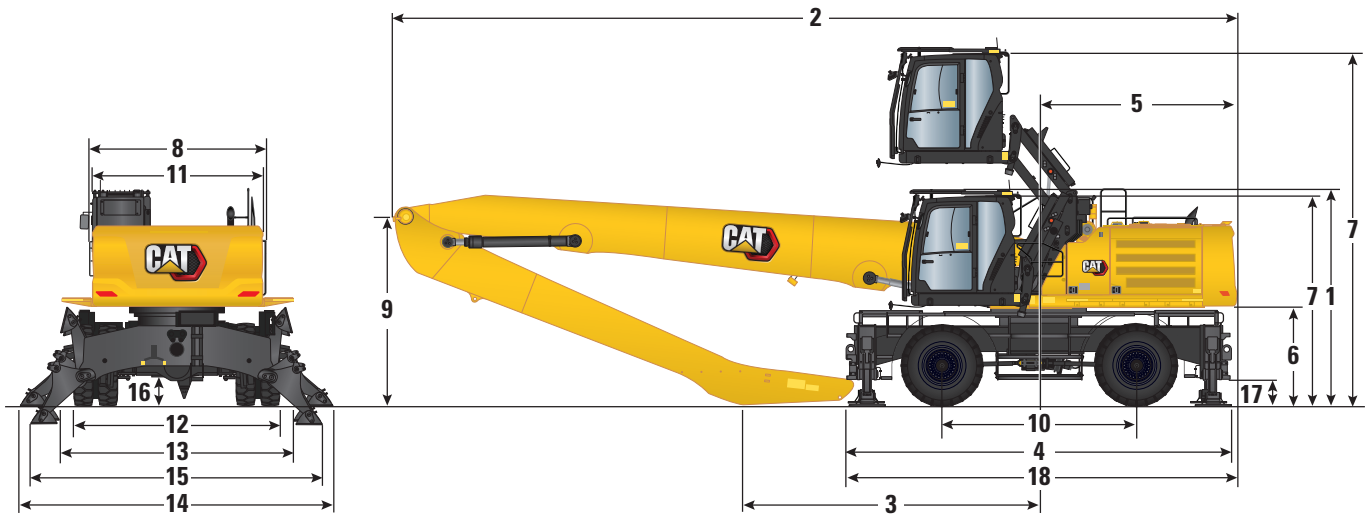
<b>1</b> Shipping Height with Falling Object Guard (highest point between boom and cab)	3720 mm	12'2"
<b>2</b> Shipping Length		
3.49 m (11'5") MH Undercarrige	14 840 mm	48'8"
<b>3</b> Support Point	5030 mm	16'6"
<b>4</b> Machine Length		
3.49 m (11'5") MH Undercarrige	6850 mm	22'6"
<b>5</b> Tail Swing Radius	3520 mm	11'7"
<b>6</b> Counterweight Clearance	1630 mm	5'4"
<b>7</b> Cab Height		
Cab lowered – without Falling Object Guard	3670 mm	12'0"
Cab lowered – with Falling Object Guard	3720 mm	12'2"
Cab lowered – with Roof Wiper Guard	3810 mm	12'6"
Cab raised – without Falling Object Guard	6260 mm	20'6"
Cab raised – with Falling Object Guard	6310 mm	20'8"
Cab raised – with Roof Wiper Guard	6400 mm	21'0"
<b>8</b> Upperframe Width		
Including Handrails	3110 mm	10'2"
Including Walkways	4030 mm	13'3"
<b>9</b> Linkage Height (including hydraulic lines at shipping position)	3600 mm	11'10"

Usage of 14.00-24 tire option will increase height values 1, 6, 7, 16 and 17 by 65 mm (2.5") and width values 11, 12 and 13 by 75 mm (3").

# MH3050 Material Handler Specifications

## Undercarriage Dimensions

All Dimensions are approximate. Values are with 12.00-24 solid tires.



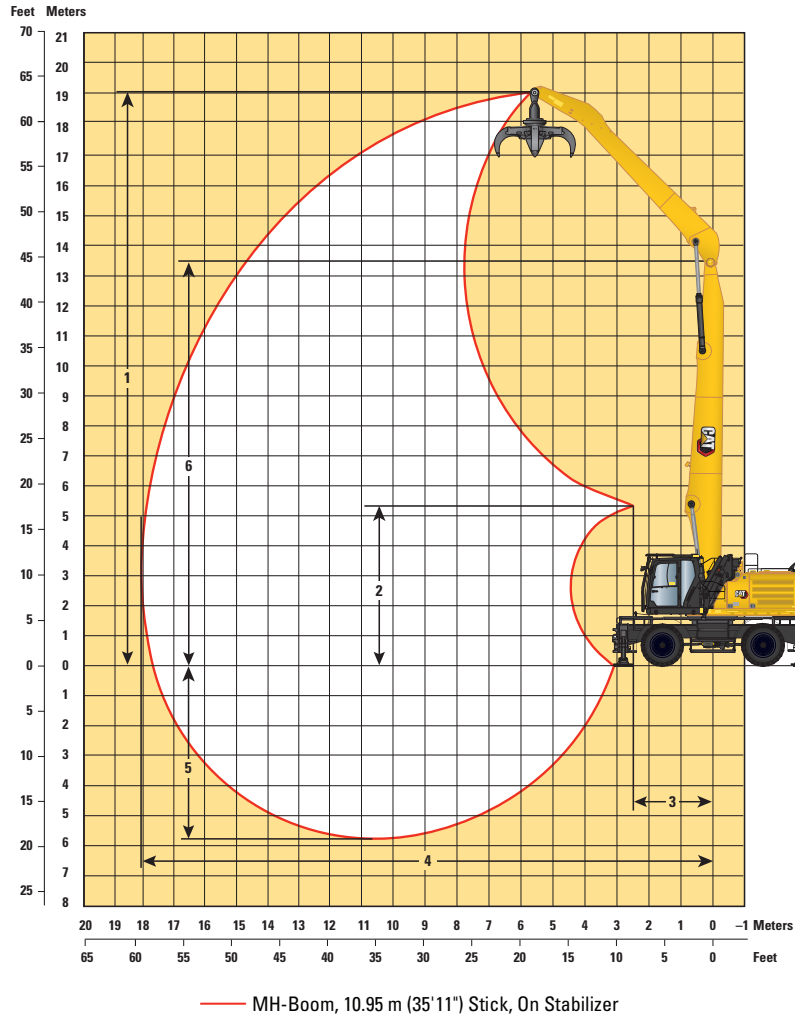
Undercarriage	3.49 m (11'5")	
<b>10</b> Wheel Base	3400 mm	11'2"
<b>11</b> Shipping Width	3490 mm	11'5"
Undercarriage Width:		
<b>12</b> Outside Tires	3480 mm	11'5"
<b>13</b> With Outriggers Up	3490 mm	11'5"
<b>14</b> With Outriggers on Ground	5530 mm	18'2"
<b>15</b> With Outriggers Fully Down	5360 mm	17'7"
Clearance to Ground:		
<b>16</b> Axle Clearance	270 mm	0'11"
<b>17</b> Outrigger Clearance	310 mm	1'0"
<b>18</b> Undercarriage Length	6750 mm	22'2"

Usage of 14.00-24 tire option will increase height values 1, 6, 7, 16 and 17 by 65 mm (2.5") and width values 11, 12 and 13 by 75 mm (3").

# MH3050 Material Handler Specifications

## Working Ranges and Forces

All dimensions are approximate.



Boom Option	MH Boom 10.95 m (35'11")	
Stick Option	Industrial 8.3 m (27'3")	
1 Maximum Height	19 030 mm	62'5"
2 Minimum Dump Height	5330 mm	17'6"
3 Minimum Reach	2590 mm	8'6"
4 Maximum Reach	18 060 mm	59'3"
5 Maximum Depth	5760 mm	18'11"
6 Boom Pin Height	13 470 mm	44'2"

All dimensions refer to stick nose pin, machine on stabilizers.

# MH3050 Material Handler Specifications

## Lift Capacities – Counterweight: 9000 kg (19,850 lb)

Work tool: none, hydraulic cab riser, solid tires, bucket cylinder and bucket linkage installed, all lift capacity values are in kg

 Load point height    
  Load over front    
  Load over side    
  Load at maximum reach (stick nose/bucket pin)

### Undercarriage

3.49 m (11'5") (MH) Undercarriage

### Boom

10.95 m (35'11")

### Stick

8.3 m (27'3")

Load point height	Undercarriage configuration	4500 mm		6000 mm		7500 mm		9000 mm		10 500 mm		Load at maximum reach (stick nose/bucket pin)		mm
		Load over front	Load over side	Load over front	Load over side	Load over front	Load over side	Load over front	Load over side	Load over front	Load over side	Load over front	Load over side	
18 000 mm	3.49 m (11'5") MH – Outriggers Down							*4750	*4750			*4400	*4400	9240
16 500 mm	3.49 m (11'5") MH – Outriggers Down							*5850	*5850	*4850	*4850	*3950	*3950	11 410
15 000 mm	3.49 m (11'5") MH – Outriggers Down									*5850	*5850	*3700	*3700	13 040
13 500 mm	3.49 m (11'5") MH – Outriggers Down									*6600	*6600	*3550	*3550	14 340
12 000 mm	3.49 m (11'5") MH – Outriggers Down									*7050	*7050	*3450	*3450	15 370
10 500 mm	3.49 m (11'5") MH – Outriggers Down							*8100	*8100	*7150	*7150	*3400	*3400	16 210
9000 mm	3.49 m (11'5") MH – Outriggers Down							*8300	*8300	*7250	*7250	*3400	*3400	16 860
7500 mm	3.49 m (11'5") MH – Outriggers Down					*10 050	*10 050	*8500	*8500	*7400	*7400	*3450	*3450	17 370
6000 mm	3.49 m (11'5") MH – Outriggers Down			*13 000	*13 000	*10 500	*10 500	*8800	*8800	*7550	*7550	*3500	*3500	17 730
4500 mm	3.49 m (11'5") MH – Outriggers Down	*18 750	*18 750	*13 850	*13 850	*10 950	*10 950	*9050	*9050	*7650	*7650	*3600	*3600	17 960
3000 mm	3.49 m (11'5") MH – Outriggers Down	*5800	*5800	*14 300	*14 300	*11 200	*11 200	*9150	*9150	*7700	*7700	*3650	*3650	18 060
1500 mm	3.49 m (11'5") MH – Outriggers Down	*3000	*3000	*8300	*8300	*11 200	*11 200	*9150	*9150	*7650	*7650	*3450	*3450	18 030
0 mm	3.49 m (11'5") MH – Outriggers Down	*2700	*2700	*5700	*5700	*10 800	*10 800	*8900	*8900	*7450	*7450	*3200	*3200	17 880
-1500 mm	3.49 m (11'5") MH – Outriggers Down	*3000	*3000	*5150	*5150	*9600	*9600	*8400	*8400	*7050	*7050	*2950	*2950	17 600
-3000 mm	3.49 m (11'5") MH – Outriggers Down			*5150	*5150	*8500	*8500	*7600	*7600	*6450	*6450	*2600	*2600	17 180
-4500 mm	3.49 m (11'5") MH – Outriggers Down					*7600	*7600	*6600	*6600	*5650	*5650			

## Lift Capacities – Counterweight: 9000 kg (19,850 lb)

Work tool: none, hydraulic cab riser, solid tires, bucket cylinder and bucket linkage installed, all lift capacity values are in lb

 Load point height    
  Load over front    
  Load over side    
  Load at maximum reach (stick nose/bucket pin)

### Undercarriage

3.49 m (11'5") MH Undercarriage

### Boom

10.95 m (35'11")

### Stick

8.3 m (27'3")

Load point height	Undercarriage configuration	15 ft		20 ft		25 ft		30 ft		35 ft		Load at maximum reach (stick nose/bucket pin)		ft
		Load over front	Load over side	Load over front	Load over side	Load over front	Load over side	Load over front	Load over side	Load over front	Load over side	Load over front	Load over side	
60 ft	3.49 m (11'5") MH – Outriggers Down											*10,000	*10,000	28.67
55 ft	3.49 m (11'5") MH – Outriggers Down							*12,400	*12,400	*9,900	*9,900	*8,900	*8,900	36.32
50 ft	3.49 m (11'5") MH – Outriggers Down									*12,400	*12,400	*8,200	*8,200	42.03
45 ft	3.49 m (11'5") MH – Outriggers Down									*14,100	*14,100	*7,900	*7,900	46.49
40 ft	3.49 m (11'5") MH – Outriggers Down									*15,400	*15,400	*7,600	*7,600	50.03
35 ft	3.49 m (11'5") MH – Outriggers Down							*17,600	*17,600	*15,500	*15,500	*7,500	*7,500	52.89
30 ft	3.49 m (11'5") MH – Outriggers Down							*18,000	*18,000	*15,700	*15,700	*7,500	*7,500	55.15
25 ft	3.49 m (11'5") MH – Outriggers Down					*21,700	*21,700	*18,500	*18,500	*16,000	*16,000	*7,600	*7,600	56.86
20 ft	3.49 m (11'5") MH – Outriggers Down			*28,100	*28,100	*22,700	*22,700	*19,100	*19,100	*16,300	*16,300	*7,700	*7,700	58.10
15 ft	3.49 m (11'5") MH – Outriggers Down	*40,500	*40,500	*29,900	*29,900	*23,700	*23,700	*19,600	*19,600	*16,600	*16,600	*7,900	*7,900	58.89
10 ft	3.49 m (11'5") MH – Outriggers Down	*14,200	*14,200	*31,000	*31,000	*24,300	*24,300	*19,900	*19,900	*16,700	*16,700	*8,000	*8,000	59.25
5 ft	3.49 m (11'5") MH – Outriggers Down	*7,000	*7,000	*19,700	*19,700	*24,200	*24,200	*19,800	*19,800	*16,600	*16,600	*7,600	*7,600	59.15
0 ft	3.49 m (11'5") MH – Outriggers Down	*6,200	*6,200	*13,200	*13,200	*23,400	*23,400	*19,200	*19,200	*16,100	*16,100	*7,100	*7,100	58.66
-5 ft	3.49 m (11'5") MH – Outriggers Down	*6,700	*6,700	*11,700	*11,700	*21,800	*21,800	*18,200	*18,200	*15,300	*15,300	*6,500	*6,500	57.71
-10 ft	3.49 m (11'5") MH – Outriggers Down			*11,700	*11,700	*19,500	*19,500	*16,500	*16,500	*14,000	*14,000	*5,800	*5,800	56.30
-15 ft	3.49 m (11'5") MH – Outriggers Down					*16,400	*16,400	*14,200	*14,200	*12,100	*12,100			

\* = Indicates that the load is limited by hydraulic lifting capacity rather than tipping load.

Oscillating Axle needs to be locked. Weight of all lifting accessories must be subtracted from the lifting capacities.

All lift capacities calculated and rated per ISO 10567:2007. Rated loads do not exceed 87% of hydraulic lift capacity or 75% of tipping load. Heavy Lift Function OFF

Lifting capacities are based on the machine standing on a firm uniform supporting surface. The load point is the centre line of the bucket pivot mounting pin on the stick.



# MH3050 Material Handler Specifications

## Lift Capacities – Counterweight: 9000 kg (19,850 lb) (continued)

Work tool: none, hydraulic cab riser, solid tires, bucket cylinder and bucket linkage installed, all lift capacity values are in kg

 Load point height    
  Load over front    
  Load over side    
  Load at maximum reach (stick nose/bucket pin)

### Undercarriage















3.49 m (11'5") (MH) Undercarriage

### Boom

10.95 m (35'11")

### Stick

8.3 m (27'3")

	Undercarriage configuration	12 000 mm		13 500 mm		15 000 mm		16 500 mm		18 000 mm				mm
														
18 000 mm	3.49 m (11'5") MH – Outriggers Down											*4400	*4400	9240
16 500 mm	3.49 m (11'5") MH – Outriggers Down											*3950	*3950	11 410
15 000 mm	3.49 m (11'5") MH – Outriggers Down	*4800	*4800									*3700	*3700	13 040
13 500 mm	3.49 m (11'5") MH – Outriggers Down	*5750	*5750	*4550	*4550							*3550	*3550	14 340
12 000 mm	3.49 m (11'5") MH – Outriggers Down	*6300	*6300	*5500	*5500	*4000	*4000					*3450	*3450	15 370
10 500 mm	3.49 m (11'5") MH – Outriggers Down	*6350	*6350	*5700	*5700	*5000	*5000					*3400	*3400	16 210
9000 mm	3.49 m (11'5") MH – Outriggers Down	*6400	*6400	*6400	*6400	*5750	*5750	*5150	*5150	*4000	*4000	*3400	*3400	16 860
7500 mm	3.49 m (11'5") MH – Outriggers Down	*6500	*6500	*5750	*5750	*5150	*5150	*4550	*4550			*3450	*3450	17 370
6000 mm	3.49 m (11'5") MH – Outriggers Down	*6600	*6600	*5800	*5800	*5150	*5150	*4550	*4550			*3500	*3500	17 730
4500 mm	3.49 m (11'5") MH – Outriggers Down	*6650	*6650	*5800	*5800	*5100	*5100	*4450	*4450			*3600	*3600	17 960
3000 mm	3.49 m (11'5") MH – Outriggers Down	*6650	*6650	*5750	*5750	*5000	*5000	*4350	*4350	*3650	*3650	*3650	*3650	18 060
1500 mm	3.49 m (11'5") MH – Outriggers Down	*6550	*6550	*5650	*5650	*4900	*4900	*4200	*4200	*3450	*3450	*3450	*3450	18 030
0 mm	3.49 m (11'5") MH – Outriggers Down	*6350	*6350	*5450	*5450	*4650	*4650	*3950	*3950			*3200	*3200	17 880
-1500 mm	3.49 m (11'5") MH – Outriggers Down	*6000	*6000	*5100	*5100	*4350	*4350	*3550	*3550			*2950	*2950	17 600
-3000 mm	3.49 m (11'5") MH – Outriggers Down	*5500	*5500	*4650	*4650	*3850	*3850	*3050	*3050			*2600	*2600	17 180
-4500 mm	3.49 m (11'5") MH – Outriggers Down	*4800	*4800	*4000	*4000	*3200	*3200							

## Lift Capacities – Counterweight: 9000 kg (19,850 lb)

Work tool: none, hydraulic cab riser, solid tires, bucket cylinder and bucket linkage installed, all lift capacity values are in lb

 Load point height    
  Load over front    
  Load over side    
  Load at maximum reach (stick nose/bucket pin)

### Undercarriage















3.49 m (11'5") MH Undercarriage

### Boom

10.95 m (35'11")

### Stick

8.3 m (27'3")

	Undercarriage configuration	40 ft		45 ft		50 ft		55 ft		60 ft				ft
														
60 ft	3.49 m (11'5") MH – Outriggers Down											*10,000	*10,000	28.67
55 ft	3.49 m (11'5") MH – Outriggers Down											*8,900	*8,900	36.32
50 ft	3.49 m (11'5") MH – Outriggers Down	*9,800	*9,800									*8,200	*8,200	42.03
45 ft	3.49 m (11'5") MH – Outriggers Down	*12,100	*12,100	*9,200	*9,200							*7,900	*7,900	46.49
40 ft	3.49 m (11'5") MH – Outriggers Down	*13,800	*13,800	*11,500	*11,500	*7,800	*7,800					*7,600	*7,600	50.03
35 ft	3.49 m (11'5") MH – Outriggers Down	*13,800	*13,800	*12,400	*12,400	*10,200	*10,200					*7,500	*7,500	52.89
30 ft	3.49 m (11'5") MH – Outriggers Down	*13,900	*13,900	*12,400	*12,400	*11,100	*11,100	*7,800	*7,800			*7,500	*7,500	55.15
25 ft	3.49 m (11'5") MH – Outriggers Down	*14,100	*14,100	*12,500	*12,500	*11,100	*11,100	*9,700	*9,700			*7,600	*7,600	56.86
20 ft	3.49 m (11'5") MH – Outriggers Down	*14,300	*14,300	*12,500	*12,500	*11,100	*11,100	*9,800	*9,800			*7,700	*7,700	58.10
15 ft	3.49 m (11'5") MH – Outriggers Down	*14,400	*14,400	*12,500	*12,500	*11,000	*11,000	*9,600	*9,600			*7,900	*7,900	58.89
10 ft	3.49 m (11'5") MH – Outriggers Down	*14,300	*14,300	*12,400	*12,400	*10,800	*10,800	*9,300	*9,300			*8,000	*8,000	59.25
5 ft	3.49 m (11'5") MH – Outriggers Down	*14,200	*14,200	*12,200	*12,200	*10,500	*10,500	*9,000	*9,000			*7,600	*7,600	59.15
0 ft	3.49 m (11'5") MH – Outriggers Down	*13,700	*13,700	*11,700	*11,700	*10,000	*10,000	*8,400	*8,400			*7,100	*7,100	58.66
-5 ft	3.49 m (11'5") MH – Outriggers Down	*13,000	*13,000	*11,000	*11,000	*9,300	*9,300	*7,500	*7,500			*6,500	*6,500	57.71
-10 ft	3.49 m (11'5") MH – Outriggers Down	*11,800	*11,800	*10,000	*10,000	*8,200	*8,200	*6,300	*6,300			*5,800	*5,800	56.30
-15 ft	3.49 m (11'5") MH – Outriggers Down	*10,300	*10,300	*8,500	*8,500	*6,700	*6,700							

\* = Indicates that the load is limited by hydraulic lifting capacity rather than tipping load.

Oscillating Axle needs to be locked. Weight of all lifting accessories must be subtracted from the lifting capacities.

All lift capacities calculated and rated per ISO 10567:2007. Rated loads do not exceed 87% of hydraulic lift capacity or 75% of tipping load. Heavy Lift Function OFF

Lifting capacities are based on the machine standing on a firm uniform supporting surface. The load point is the centre line of the bucket pivot mounting pin on the stick.

# MH3050 Material Handler Specifications

## Lift Capacities – Counterweight: 9000 kg (19,850 lb)

Work tool: none, hydraulic cab riser, solid tires, bucket cylinder and bucket linkage installed, all lift capacity values are in kg



### Undercarriage

3.49 m (11'5") (MH) Undercarriage

### Boom

10.95 m (35'11")

### Stick

8.3 m (27'3")

Load point height	Undercarriage configuration	4500 mm		6000 mm		7500 mm		9000 mm		10 500 mm		Load at maximum reach (stick nose/bucket pin)		mm
		Load over front	Load over side	Load over front	Load over side	Load over front	Load over side	Load over front	Load over side	Load over front	Load over side	Load over front	Load over side	
18 000 mm	3.49 m (11'5") MH – Outriggers Up							*4750	*4750			*4400	*4400	9240
16 500 mm	3.49 m (11'5") MH – Outriggers Up							*5850	*5850	*4850	*4850	*3950	*3950	11 410
15 000 mm	3.49 m (11'5") MH – Outriggers Up									*5850	*5850	*3700	*3700	13 040
13 500 mm	3.49 m (11'5") MH – Outriggers Up									*6600	*6600	*3550	*3550	14 340
12 000 mm	3.49 m (11'5") MH – Outriggers Up									*7050	6650	*3450	2900	15 370
10 500 mm	3.49 m (11'5") MH – Outriggers Up							*8100	*8100	*7150	6500	3200	2500	16 210
9000 mm	3.49 m (11'5") MH – Outriggers Up							*8300	8200	*7250	6250	2850	2200	16 860
7500 mm	3.49 m (11'5") MH – Outriggers Up					*10 050	*10 050	*8500	7750	7200	5900	2650	2000	17 370
6000 mm	3.49 m (11'5") MH – Outriggers Up			*13 000	*13 000	*10 500	9700	8800	7200	6800	5550	2450	1800	17 730
4500 mm	3.49 m (11'5") MH – Outriggers Up	*18 750	*18 750	*13 850	12 200	10 750	8700	8100	6550	6350	5100	2300	1700	17 960
3000 mm	3.49 m (11'5") MH – Outriggers Up	*5800	*5800	13 350	10 450	9700	7700	7450	5900	5900	4650	2200	1600	18 060
1500 mm	3.49 m (11'5") MH – Outriggers Up	*3000	*3000	*8300	*8300	8750	6800	6800	5300	5450	4250	2150	1550	18 030
0 mm	3.49 m (11'5") MH – Outriggers Up	*2700	*2700	*5700	*5700	8050	6100	6300	4800	5100	3900	2150	1550	17 880
-1500 mm	3.49 m (11'5") MH – Outriggers Up	*3000	*3000	*5150	*5150	7600	5700	5950	4450	4800	3600	2150	1550	17 600
-3000 mm	3.49 m (11'5") MH – Outriggers Up			*5150	*5150	7350	5450	5750	4250	4650	3450	2250	1600	17 180
-4500 mm	3.49 m (11'5") MH – Outriggers Up					7250	5350	5600	4150	4550	3350			

## Lift Capacities – Counterweight: 9000 kg (19,850 lb)

Work tool: none, hydraulic cab riser, solid tires, bucket cylinder and bucket linkage installed, all lift capacity values are in lb



### Undercarriage

3.49 m (11'5") MH Undercarriage

### Boom

10.95 m (35'11")

### Stick

8.3 m (27'3")

Load point height	Undercarriage configuration	15 ft		20 ft		25 ft		30 ft		35 ft		Load at maximum reach (stick nose/bucket pin)		ft
		Load over front	Load over side	Load over front	Load over side	Load over front	Load over side	Load over front	Load over side	Load over front	Load over side	Load over front	Load over side	
60 ft	3.49 m (11'5") MH – Outriggers Up											*10,000	*10,000	28.67
55 ft	3.49 m (11'5") MH – Outriggers Up							*12,400	*12,400	*9,900	*9,900	*8,900	*8,900	36.32
50 ft	3.49 m (11'5") MH – Outriggers Up									*12,400	*12,400	*8,200	*8,200	42.03
45 ft	3.49 m (11'5") MH – Outriggers Up									*14,100	*14,100	*7,900	7,700	46.49
40 ft	3.49 m (11'5") MH – Outriggers Up									*15,400	14,200	*7,600	6,500	50.03
35 ft	3.49 m (11'5") MH – Outriggers Up							*17,600	*17,600	*15,500	13,900	7,100	5,600	52.89
30 ft	3.49 m (11'5") MH – Outriggers Up							*18,000	17700	*15,700	13,400	6,400	4,900	55.15
25 ft	3.49 m (11'5") MH – Outriggers Up					*21,700	*21,700	*18,500	16,700	15,500	12,700	5,800	4,400	56.86
20 ft	3.49 m (11'5") MH – Outriggers Up			*28,100	*28,100	*22,700	21,000	18,900	15,500	14,600	11,900	5,400	4,000	58.10
15 ft	3.49 m (11'5") MH – Outriggers Up	*40,500	*40,500	*29,900	26,400	23,300	18,800	17,500	14,100	13,700	11,000	5,100	3,700	58.89
10 ft	3.49 m (11'5") MH – Outriggers Up	*14,200	*14,200	28,900	22,600	21,000	16,600	16,000	12,700	12,700	10,000	4,900	3,500	59.25
5 ft	3.49 m (11'5") MH – Outriggers Up	*7,000	*7,000	*19,700	19,500	18,900	14,700	14,700	11,400	11,800	9,100	4,800	3,400	59.15
0 ft	3.49 m (11'5") MH – Outriggers Up	*6,200	*6,200	*13,200	*13,200	17,400	13,200	13,600	10,400	11,000	8,400	4,700	3,400	58.66
-5 ft	3.49 m (11'5") MH – Outriggers Up	*6,700	*6,700	*11,700	*11,700	16,400	12,300	12,800	9,600	10,400	7,800	4,800	3,400	57.71
-10 ft	3.49 m (11'5") MH – Outriggers Up			*11,700	*11,700	15,900	11,700	12,300	9,200	10,000	7,400	4,900	3,500	56.30
-15 ft	3.49 m (11'5") MH – Outriggers Up					15,700	11,600	12,100	8,900	9,800	7,200			

\* = Indicates that the load is limited by hydraulic lifting capacity rather than tipping load.

Oscillating Axle needs to be locked. Weight of all lifting accessories must be subtracted from the lifting capacities.

All lift capacities calculated and rated per ISO 10567:2007. Rated loads do not exceed 87% of hydraulic lift capacity or 75% of tipping load. Heavy Lift Function OFF

Lifting capacities are based on the machine standing on a firm uniform supporting surface. The load point is the centre line of the bucket pivot mounting pin on the stick.

# MH3050 Material Handler Specifications

## Lift Capacities – Counterweight: 9000 kg (19,850 lb) (continued)

Work tool: none, hydraulic cab riser, solid tires, bucket cylinder and bucket linkage installed, all lift capacity values are in kg

 Load point height    
  Load over front    
  Load over side    
  Load at maximum reach (stick nose/bucket pin)

### Undercarriage















3.49 m (11'5") (MH) Undercarriage

### Boom

10.95 m (35'11")

### Stick

8.3 m (27'3")

	Undercarriage configuration	12 000 mm		13 500 mm		15 000 mm		16 500 mm		18 000 mm				mm
														
18 000 mm	3.49 m (11'5") MH – Outriggers Up											*4400	*4400	9240
16 500 mm	3.49 m (11'5") MH – Outriggers Up											*3950	*3950	11 410
15 000 mm	3.49 m (11'5") MH – Outriggers Up	*4800	*4800									*3700	*3700	13 040
13 500 mm	3.49 m (11'5") MH – Outriggers Up	*5750	5150	*4550	4000							*3550	3400	14 340
12 000 mm	3.49 m (11'5") MH – Outriggers Up	6200	5150	4900	4000	3900	3100					*3450	2900	15 370
10 500 mm	3.49 m (11'5") MH – Outriggers Up	6100	5050	4850	3950	3850	3100					3200	2500	16 210
9000 mm	3.49 m (11'5") MH – Outriggers Up	5900	4850	4700	3800	3800	3000	3050	2350			2850	2200	16 860
7500 mm	3.49 m (11'5") MH – Outriggers Up	5650	4600	4550	3650	3700	2900	3000	2300			2650	2000	17 370
6000 mm	3.49 m (11'5") MH – Outriggers Up	5400	4350	4350	3450	3550	2750	2900	2200			2450	1800	17 730
4500 mm	3.49 m (11'5") MH – Outriggers Up	5050	4050	4100	3250	3400	2600	2800	2100			2300	1700	17 960
3000 mm	3.49 m (11'5") MH – Outriggers Up	4750	3700	3900	3000	3200	2450	2700	2000	2250	1600	2200	1600	18 060
1500 mm	3.49 m (11'5") MH – Outriggers Up	4450	3450	3700	2800	3050	2300	2550	1900	2150	1550	2150	1550	18 030
0 mm	3.49 m (11'5") MH – Outriggers Up	4200	3150	3500	2600	2950	2150	2500	1800			2150	1550	17 880
-1500 mm	3.49 m (11'5") MH – Outriggers Up	4000	2950	3350	2450	2800	2050	2400	1750			2150	1550	17 600
-3000 mm	3.49 m (11'5") MH – Outriggers Up	3850	2850	3250	2350	2750	2000	2350	1700			2250	1600	17 180
-4500 mm	3.49 m (11'5") MH – Outriggers Up	3750	2750	3150	2300	2700	1950							

## Lift Capacities – Counterweight: 9000 kg (19,850 lb)

Work tool: none, hydraulic cab riser, solid tires, bucket cylinder and bucket linkage installed, all lift capacity values are in lb

 Load point height    
  Load over front    
  Load over side    
  Load at maximum reach (stick nose/bucket pin)

### Undercarriage















3.49 m (11'5") MH Undercarriage

### Boom

10.95 m (35'11")

### Stick

8.3 m (27'3")

	Undercarriage configuration	40 ft		45 ft		50 ft		55 ft		60 ft				ft
														
60 ft	3.49 m (11'5") MH – Outriggers Up											*10,000	*10,000	28.67
55 ft	3.49 m (11'5") MH – Outriggers Up											*8,900	*8,900	36.32
50 ft	3.49 m (11'5") MH – Outriggers Up	*9,800	*9,800									*8,200	*8,200	42.03
45 ft	3.49 m (11'5") MH – Outriggers Up	*12,100	11,000	*9,200	8,400							*7,900	7,700	46.49
40 ft	3.49 m (11'5") MH – Outriggers Up	13,300	11,000	10,400	8,500	*7,800	6,500					*7,600	6,500	50.03
35 ft	3.49 m (11'5") MH – Outriggers Up	13,100	10,800	10,300	8,400	8,200	6,500					7,100	5,600	52.89
30 ft	3.49 m (11'5") MH – Outriggers Up	12,700	10,400	10,100	8,200	8,100	6,400	6,500	5,000			6,400	4,900	55.15
25 ft	3.49 m (11'5") MH – Outriggers Up	12,200	9,900	9,700	7,800	7,900	6,200	6,300	4,900			5,800	4,400	56.86
20 ft	3.49 m (11'5") MH – Outriggers Up	11,600	9,300	9,300	7,400	7,600	5,900	6,200	4,700			5,400	4,000	58.10
15 ft	3.49 m (11'5") MH – Outriggers Up	10,900	8,700	8,800	6,900	7,200	5,600	5,900	4,500			5,100	3,700	58.89
10 ft	3.49 m (11'5") MH – Outriggers Up	10,200	8,000	8,400	6,500	6,900	5,200	5,700	4,200			4,900	3,500	59.25
5 ft	3.49 m (11'5") MH – Outriggers Up	9,600	7,400	7,900	6,000	6,600	4,900	5,500	4,000			4,800	3,400	59.15
0 ft	3.49 m (11'5") MH – Outriggers Up	9,000	6,800	7,500	5,600	6,300	4,600	5,300	3,800			4,700	3,400	58.66
-5 ft	3.49 m (11'5") MH – Outriggers Up	8,600	6,400	7,200	5,300	6,100	4,400	5,200	3,700			4,800	3,400	57.71
-10 ft	3.49 m (11'5") MH – Outriggers Up	8,300	6,100	6,900	5,100	5,900	4,300	5,100	3,600			4,900	3,500	56.30
-15 ft	3.49 m (11'5") MH – Outriggers Up	8,100	5,900	6,800	5,000	5,900	4,200							

\* = Indicates that the load is limited by hydraulic lifting capacity rather than tipping load.

Oscillating Axle needs to be locked. Weight of all lifting accessories must be subtracted from the lifting capacities.

All lift capacities calculated and rated per ISO 10567:2007. Rated loads do not exceed 87% of hydraulic lift capacity or 75% of tipping load. Heavy Lift Function OFF

Lifting capacities are based on the machine standing on a firm uniform supporting surface. The load point is the centre line of the bucket pivot mounting pin on the stick.

# MH3050 Material Handler Specifications

## Attachments Offering Guide – Europe

Not all Attachments are available in all regions. Consult your Cat dealer for configurations available in your region.

1800 kg/m<sup>3</sup> (3000 lb/yd<sup>3</sup>)

1200 kg/m<sup>3</sup> (2000 lb/yd<sup>3</sup>)

900 kg/m<sup>3</sup> (1500 lb/yd<sup>3</sup>)

600 kg/m<sup>3</sup> (1000 lb/yd<sup>3</sup>)

### PIN-ON ATTACHMENTS

Undercarriage		MH (solid tire)
Counterweight		9000 kg (19,850 lb)
Boom Type		MH 10.95 m (35'11")
Stick Length		8.30 m (27'3")
Orange Peel Grapples	GSH425-750	●
	GSH425-950	●
	GSH425-1150	○
	GSH440-950	○
	GSH440-1150	○
	GSH525-750	●
	GSH525-950	○
	GSH525-1150	○
	GSV525-600	●
	GSV525-750	●
	GSV525-950	○
	GSV525-1150	○
	GSV525-1550	◇
	GSV425-600	●
	GSV425-750	●
	GSV425-950	●
	GSV425-1150	○
GSV425-1550	◇	
Clamshell Grapples	CTV20-1300	○
	CTV20-1500	◆
	CTV20-1700	◆

# MH3050 Material Handler Specifications

## Attachments Offering Guide – North America

Not all Attachments are available in all regions. Consult your Cat dealer for configurations available in your region.

<input checked="" type="checkbox"/> 1800 kg/m <sup>3</sup> (3000 lb/yd <sup>3</sup> )	<input type="checkbox"/> 1200 kg/m <sup>3</sup> (2000 lb/yd <sup>3</sup> )	<input type="checkbox"/> 900 kg/m <sup>3</sup> (1500 lb/yd <sup>3</sup> )	<input type="checkbox"/> A Acceptable Match (Max. Log Load kg/lb)	<input type="checkbox"/> 0 Optimal Match (Max. Log Load kg/lb)
---	--	---	--	---

### PIN-ON ATTACHMENTS

<b>Undercarriage</b>		<b>MH (solid tire)</b>
<b>Counterweight</b>		<b>9000 kg (19,850 lb)</b>
<b>Boom Type</b>		<b>MH 10.95 m (35'11")</b>
<b>Stick Length</b>		<b>8.30 m (27'3")</b>
Orange Peel Grapples	GSH425-750	●
	GSH425-950	●
	GSH425-1150	○
	GSH440-950	○
	GSH440-1150	○
	GSH525-750	●
	GSH525-950	○
	GSH525-1150	○
Clamshell Grapples	CTV20-1500	◆

# MH3050 Standard and Optional Equipment

## Standard and Optional Equipment

Standard and optional equipment may vary. Consult your Cat dealer for details.

	Standard	Optional		Standard	Optional
<b>BOOM, STICKS AND LINKAGES</b>			<b>ENGINE</b>		
10.95 m (35'11") Straight Material Handling Boom	✓		Cat® C9.3B Turbo diesel engine (meets EU Stage V/U.S. EPA Tier 4 Final emission standards)	✓	
8.3 m (27'3") Industrial Stick	✓		Automatic engine speed control	✓	
<b>CAT TECHNOLOGY</b>			Three selectable modes: Power, Smart, Eco	✓	
VisionLink®	✓		Remote disable	✓	
Cat Payload including Payload Information, Static Weigh and Auto Calibration	✓		4500 m (14,760 ft) altitude capability with engine power derate above 3000 m (9,840 ft)	✓	
Remote Flash capability	✓		52°C (125°F) high-ambient cooling capacity	✓	
Remote Troubleshoot capability	✓		Cold starting capability for -32°C (-25°F)	✓	
<b>ELECTRICAL</b>			Cold start, block heater (120V) <sup>(1)</sup>	✓	
LED lights on boom, stick and cab	✓		Cold start, ether start <sup>(1)</sup>	✓	
LED lights on chassis (Left Hand, Right Hand) and counterweight	✓		Double element air filter with integrated pre-cleaner	✓	
Programmable time-delay LED working lights	✓		Electric fuel priming pump	✓	
Maintenance free batteries	✓		Two-stage fuel filtration system with water separator and indicator	✓	
Centralized electrical disconnect switch	✓		Secure start with Personal Identification Number (PIN) code	✓	
Generator, 25 kW with wiring to stick nose		✓	On-demand hydraulic cooling fan with auto-reverse function	✓	
			Cooling door with integrated fine mesh screen		✓
			Biodiesel capability up to B20	✓	

<sup>(1)</sup>North America only

(continued on next page)

# MH3050 Standard and Optional Equipment

## Standard and Optional Equipment (continued)

Standard and optional equipment may vary. Consult your Cat dealer for details.

	Standard	Optional		Standard	Optional
<b>HYDRAULICS</b>			<b>SERVICE AND MAINTENANCE</b>		
Boom and stick lowering control check valves	✓		Scheduled Oil Sampling (S·O·S <sup>SM</sup> ) ports	✓	
Boom and stick regeneration circuits	✓		QuickEvac <sup>TM</sup> maintenance ready	✓	
Electronic main control valve	✓		Grouped location for engine oil and fuel filters	✓	
Automatic hydraulic oil warm up	✓		Automatic lubrication system for implement and swing system	✓	
High performance hydraulic return filter	✓		<b>UNDERCARRIAGE AND STRUCTURES</b>		
2-Slider joysticks	✓		All wheel drive	✓	
Medium pressure (grapple rotate) and cab riser valve	✓		Automatic brake/axle lock	✓	
Capability of installing additional generator pump and circuit	✓		Creeper speed	✓	
Fine swing capability <sup>(1)</sup>	✓		Electronic swing and travel lock	✓	
SmartBoom <sup>TM</sup>	✓		Heavy-duty axles, advanced disc brake system and travel motor, adjustable braking force	✓	
Joystick steering	✓		Oscillating front axle, lockable, with remote greasing point	✓	
Automatic swing parking brake	✓		Tires, 12.00-24, dual, solid rubber		✓
Cat BIO HYDO <sup>TM</sup> Advanced biodegradable hydraulic oil		✓	Tires, 14.00-24, dual, solid rubber		✓
Adjustable hydraulic aggressiveness	✓		Access steps (Right Hand Side [RHS], Left Hand Side [LHS], front) and one tool box at the undercarriage	✓	
Pattern changer	✓		Access steps rear at the undercarriage		✓
<b>SAFETY AND SECURITY</b>			Two speed hydrostatic transmission	✓	
Rear and right-side-view cameras		✓	Counterweight 9000 kg (19,850 lb)	✓	
360° visibility		✓			
Caterpillar One Key Security System	✓				
Travel alarm	✓				
Signal/warning horn	✓				
Rotating beacon on cab		✓			
Lockable external tool/storage box	✓				
Neutral lever (lock out) for all controls	✓				
Ground-level accessible secondary engine shutoff switch in cab	✓				
Bluetooth <sup>®</sup> receiver	✓				
Anti-skid plate and countersunk bolts on service platform	✓				
2D E-fence with Cab Avoidance	✓				

<sup>(1)</sup>North America only

## Dealer Installed Kits and Attachments

Attachments may vary. Consult your Cat dealer for details.

### CAB

- Seat belt, retractable (75 mm/3" width)
- Dual exit rear window kit (Canadian regulation)

### ELECTRICAL

- Jump start wiring

### GUARDS

- OPG (not compatible with cab light cover, rain protector)
- Mesh guard full front (not compatible with cab light cover, rain protector)
- Full protection vandalism guard



## Cab Options

	Premium
Advanced sound suppressed TOPS certified cab with rubber mounts	●
Heated and cooled premium seat with air suspension with headrest	●
Height-adjustable console	●
High-resolution 254 mm (10") LCD touchscreen monitor	●
Tilt-up left-side console	●
Automatic bi-level air conditioner	●
Jog dial and shortcut keys for monitor control	●
Keyless push-to-start engine control	●
51 mm (2 in) orange seat belt	●
Unfastened seat belt warning	●
Bluetooth integrated radio with USB ports and speakers	●
Two 12V DC outlets	●
Document, rear and overhead storage	●
Cup and bottle holders	●
Fixed one-piece front window and skylight (P5A classified)	○
Fixed two-piece front window and skylight (P8B classified)	○
Parallel wiper with washer	●
LED dome light	●
Floor welcome light	●
Roller front and rear sunscreens	●
Rear window emergency exit	●
Washable floor mat	●
Beacon ready	●
OPG	○
Skylight wiper with washer	○
Two LED cab lights	●
Rainvisor (not with OPG)	●

● Standard

○ Optional

# MH3050 Environmental Declaration

The following information applies to the machine at the time of final manufacture as configured for sale in the regions covered in this document. The content of this declaration is valid as of the date issued; however, content related to machine features and specifications are subject to change without notice. For additional information, please see the machine's Operation and Maintenance Manual.

For more information on sustainability in action and our progress, please visit <https://www.caterpillar.com/en/company/sustainability>.

## Engine

- The Cat® C7.1 engine meets U.S. EPA Tier 4 Final and EU Stage V emission standards.
- Cat diesel engines are required to use ULSD (ultra-low sulfur diesel fuel with 15 ppm of sulfur or less) or ULSD blended with the following lower-carbon intensity fuels\*\* up to:
  - ✓ 20% biodiesel FAME (fatty acid methyl ester)\*
  - ✓ 100% renewable diesel, HVO (hydrotreated vegetable oil) and GTL (gas-to-liquid) fuels

Refer to guidelines for successful application. Please consult your Cat dealer or “Caterpillar Machine Fluids Recommendations” (SEBU6250) for details.

*\*Engines with no aftertreatment devices can use higher blends, up to 100% biodiesel (for use of blends higher than 20% biodiesel, consult your Cat dealer).*

*\*\*Tailpipe greenhouse gas emissions from lower-carbon intensity fuels are essentially the same as traditional fuels.*

## Air Conditioning System

- The air conditioning system on this machine contains the fluorinated greenhouse gas refrigerant R134a (Global Warming Potential = 1430). The system contains 1.05 kg (2.31 lb) of refrigerant which has a CO<sub>2</sub> equivalent of 1.502 metric tonnes (1.655 tons).

## Paint

- Based on best available knowledge, the maximum allowable concentration, measured in parts per million (PPM), of the following heavy metals in paint are:
  - Barium < 0.01%
  - Cadmium < 0.01%
  - Chromium < 0.01%
  - Lead < 0.01%

## Sound Performance

Exterior Sound (ISO 6395:2008) – 106 dB(A)

Operator Sound (ISO 6396:2008) – 70 dB(A)

- External Sound – The labeled spectator sound power level represents the Guaranteed Value per 2000/14/EC amended by 2005/88/EC, when properly equipped, and is measured according to the test procedures and conditions specified in ISO 6395:2008. The measurements were conducted at 70% of the maximum engine cooling fan speed.
- Internal Sound – The operator sound pressure level is measured according to the test procedures and conditions specified in ISO 6396:2008 for a cab offered by Caterpillar, when properly installed and maintained and tested with the door and windows closed. The measurements were conducted at 70% of the maximum engine cooling fan speed.
- Blue Angel certified.

## Oils and Fluids

- Caterpillar factory fills with ethylene glycol coolants. Cat Diesel Engine Antifreeze/Coolant (DEAC) and Cat Extended Life Coolant (ELC) can be recycled. Consult your Cat dealer for more information.
- Cat Bio HYDO™ Advanced is an EU Ecolabel approved biodegradable hydraulic oil.
- Additional fluids are likely to be present, please consult the Operations and Maintenance Manual or the Application and Installation guide for complete fluid recommendations and maintenance intervals.

## Features and Technology

- The following features and technology may contribute to fuel savings and/or carbon reduction. Features may vary. Consult your Cat dealer for details.
  - Advanced electro-hydraulic systems balance power and efficiency
  - Cut operating costs up to 10% with extended maintenance intervals
  - New hydraulic oil filter provides longer life with a 3,000-hour replacement interval
  - Programmable high-efficiency cooling fans run only when needed
  - One-touch low idle with automatic engine speed control
  - Remote flash and remote troubleshoot

For more complete information on Cat products, dealer services, and industry solutions, visit us on the web at [www.cat.com](http://www.cat.com)

© 2023 Caterpillar  
All rights reserved

Materials and specifications are subject to change without notice. Featured machines in photos may include additional equipment. See your Cat dealer for available options.

CAT, CATERPILLAR, LET'S DO THE WORK, their respective logos, "Caterpillar Corporate Yellow," the "Power Edge" and Cat "Modern Hex" trade dress as well as corporate and product identity used herein, are trademarks of Caterpillar and may not be used without permission. VisionLink is a trademark of Caterpillar Inc., registered in the United States and in other countries.

AEXQ3549-01 (11-2023)  
Replaces AEXQ3549-00  
Build Number: 07D  
(N Am, EU)

